



DOUGLAS FIR

THICKNESS X WIDTH FACE
COVER: 27x70 mm
WOOD SPECIE: DOUGLAS FIR
BOARD: Sanded solid Wood

PROFILE: Trapézo
SHADE: Malt 112
Ref. C02

sivalbp
bois, technologie & design

PROFILE: TRAPÉZO 27x70



END-MATCHED

- **Rounded edges** for a better lasting of the finish.
- **End-matched:** simplifies installation and reduces the cutting wastage.

CHARACTERISTICS

- Solid wood board.
- Kiln dried to 18% (+/- 2%).
- **Trapézo profile, end-matched:** facilitates the fitting and reduces the cutting wastage.
- **Sanded surface:** it prepares the grip of the finish and provides smooth surface.
- **Class 3.1 preservation, CTBB+ certified, sprayed on the 4 sides.**
- New generation **preservation: fungicide, anti-bluestain, insecticide, anti-termite.**
- Finish:
 - > **Water-based penetrating finish made with acrylic resin and natural mineral pigment** (chemical free).
 - > Industrial quality finish applied under strictly controlled factory conditions, ensuring consistent and uniform application.
 - > Application of a finish on the reverse side ensuring a good balance of the board.
- The durability of the wood is guaranteed for 10 years with preservation.
- The Sivalbp-Élégance finish allows to delay the natural ageing process for minimum 3 years, according to exposure and building's architecture. Douglas fir, lasting up to 50 years.



SIVALBP

- Preserves the natural look of wood.
- A protection against UV, chemical free and waterproof.
- A non film forming finish that penetrates into the wood and does not flake over time.
- Easy maintenance, allows naturally evolving wood.

SHADE: MALT 112




WOOD SPECIE: DOUGLAS FIR

Douglas Fir: French timber, lasting up to 50 years, **PEFC certified (PEFC/10-31-1593).**

Singularities and knots: fast-growing essence; medium veining; medium to large knots; marked singularities.



WOOD SPECIE	THERMAL PROCESS	DURABILITY	TECHNICAL PROPERTIES		
Douglas Fir Geographical area: wood specie sourced in France Quality: A/B choice NF EN 14519 A fast-growing specie, characterised by a marked-grain, a pink colour and the presence of tight sound knots. PEFC™ certified Carbon footprint: 5,38 kg CO ₂ eq./m ² (module D excluded)*	Kiln dried to 18% (+/- 2%) guaranteeing the stability of boards and a better lasting of the finish	Use class: 3.1 with the Sivalbp preservation certified CTB B+ Douglas Fir, lasting up to 50 years	Behavioural fire restrictions EUROCLASSE D-s2, d0 for reaction to fire (according to 14915 EN NF standard)	Thermal characteristics according to NF EN 12 524 Thermal resistance R in m ² . K/W: 0,13	Water vapour permeability according to NF EN 12 524 Water vapour resistance: 72 μ Average density: 525 kg/m ³ to 12% wood moisture content
			Combustible mass in MJ/m²: 186		

* Consult our Environmental and Health Declaration Sheets on the INIES database

MECHANICAL PROPERTIES					
Breaking stress in compression: 55 N/mm ²	Breaking stress in tension: 93 N/mm ²	Breaking stress in shear: 9,5	Breaking stress in bending: 85 N/Nm ²	Modulus of elasticity in bending: 12 100 N/mm ²	Compliant for French implementation in Q4 area (impact resistance)

PREPARATION FINISH	SHADE	THICKNESS X WIDTH FACE COVER IN MM	BOARD	LENGTHS (M)* (according to availability)	FITTING	PACKAGING
Sanded solid wood 1 coat of saturator by spraying on the facing 1 coat of white stain for counter-balancing	Malt 112	27x70 mm	Sanded solid wood	4.00 m	1 nail in the center of the slot for a 40 cm distance between centres + double up the nail at the ends (find installation advice below)	Packs x boards/pack: 64x4

*For solid wood boards with end-matched, the effective length is equal to the standard supply length invoiced minus 30 millimeters.

INSTALLATION ADVICES



To ensure the products are correctly installed, the rules laid out in the French code of practice DTU 41.2 for external cladding, and our Technical Guide, should be observed.



- Store the boards in a dry place, sheltered from the elements and ventilated.
- Can be fitted vertically only: mandatory double battening.
- Cladding must be fixed on batten with a minimum of 27 mm thickness (32 mm for UK).
- The distance of the secondary framework must be attached at a minimum of 40 cm and a maximum of 65 cm apart. Single fixing on visible cladding for 40 cm distance between centers. Double fixing on visible cladding for a distance between centres between 40 cm and 65 cm maximum.
A waterproof membrane satisfying the standard must be installed (except for walls which are already watertight, solid concrete walls).
- **Mandatory air gap** behind Sivalbp cladding to ensure a good ventilation. The air outlets must be at the base and the top of the cladding elevation.
- Ensure a minimum of 20 cm above ground clearance.
- Assembly by interlocking (end-matched on the 4 sides).
- Fastening with stainless steel screws or stainless steel tips, twisted or ringed – 1 secret nail fixed on the nailing line.
- The head of the nails or screws must not penetrate further than 1 mm into the boards.
- **All the cuts must be touched up with Sivalbp-Élégance paint.** We also recommend that the ends of the boards should also be treated.

GENERAL REMARK

Wood is a natural and heterogeneous material, subject to varying degrees of dimensional variations, depending on humidity and climatic conditions. These factors can cause, among others, cracking, resin exudation, shrinkage and curling. The wood may have singularities such as knots, cracking, splits, resin exudation, etc.

ACCESSORIES AND FINISH CUTS TOUCH UP

- Accessories available in 1 shade: Malt 112.
- Available finish cuts touch up in tins of 1L & 5L: all cuts must be touched up (see French DTU 59.1)

Profile		
Product	Complex corner trim	Board
Surface finish	Sanded finger-jointed	Solid wood
Thickness x width face cover in mm	67x55	25x275

MAINTENANCE

- Without specific maintenance, the finish will naturally and progressively evolve during the early years. Sivalbp-Élégance finish doesn't flake.
- Easy maintenance, without stripping or sanding beyond 3 years according to exposure and building's architecture.
- If you want to maintain the original shade, clean the surface every year with water and apply directly 1 or 2 coats of Sivalbp-Élégance finish with a spray or paintbrush in order to re-saturate the wood.
- A sustained finish will help to preserve the cladding.



Find all of our **DOCUMENTATION** on our website: sivalbp.fr



Get our installation advice in the SIVALBP **TECHNICAL GUIDE**



Download our **MAINTENANCE BOOKLET** for our maintenance recommendations

sivalbp[®]
bois, technologie & design