



ALTI-MONTAGNES

ECOTHERMO



MOUNTAIN REGION

THICKNESS X WIDTH FACE
COVER: 20x155 mm
WOOD SPECIE: Nordic Pine
(EcoThermo)

BOARD: Brushed solid wood
PROFILE: Micro 2 (TG 12)
Ref. A77

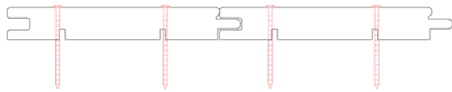

sivalbp®
bois, technologie & design



SIVALBP

- EcoThermo external cladding, environmentally friendly.
- Excellent dimensional stability and durability
 - Neutralizes resin pockets
- Suitable for all climatic conditions

PROFILE: MICRO 2 (TG 12) 19x155



END-MATCHED

- **Conical tongue:** better fitting and quick to install.
- **End-matched:** simplifies installation and reduces the cutting wastage.

CHARACTERISTICS

- External EcoThermo solid wood board.
- **Micro 2 TG 12 mm** profile, traditionally used in mountain areas, **end-matched:** facilitates the fitting and reduces the cutting wastage.
- **Brushed surface:** it gives an optimal and texture surface; it brings out the natural grain of wood.
- Thermostabilised boards will clear up in the first weeks under the effect of UV and according to exposure and building's architecture. They will then evolve towards a natural graying.
- The Sivalbp **Authentic** range offers a range of unfinished products: the natural wood aesthetics.

SPECIFIC RECOMMENDATIONS

Product not ruled by the DTU 41.2

Product recommended for altitudes above 1000 m and with medium to high protection. Not suitable for architectures without eaves.



WOOD SPECIE: NORDIC PINE (ECOTHERMO)

Nordic Pine: Scandinavian timber, lasting-up to 50 years, **PEFC certified (PEFC/10-31-1593).**

Singularities and knots: slow-growing essence; fine veining; medium knots.


Available only with our EcoThermo process.



- Friendly environmentally process and chemical free
- Exceptional durability and stability
- Better resistance to the weather



NFEN 14915
All our boards are compliant with CE marking

WOOD SPECIE		THERMAL PROCESS	DURABILITY	TECHNICAL PROPERTIES		
Nordic Pine Geographical area: Scandinavia Quality: A/B choice NF EN 14519		Thermostabilisation Ecological process, environmentally friendly and chemical free. It consists in moisturising and heating the wood to high temperature. This process gives the boards exceptional durability and stability and greatly reduces the shrinkage phenomenon. The wood acquires an even, brown colour all the way through and neutralizes resin exudation.	Use class: 3.2 (without sapwood) according to FD P20-651	Behavioural fire restrictions (according to 14915 standard) EUROCLASSE D-s2, d0 for reaction to fire	Thermal characteristics according to NF EN 12 524 Thermal resistance R in m ² . K/W: 0,13	Water vapour permeability according to NF EN 12 524 Water vapour resistance: 72 μ
PEFC certified						
Carbon footprint: 6.29 kg CO ₂ eq./m ² (module D excluded)*				Nordic Pine, lasting up to 50 years		

* Consult our Environmental and Health Declaration Sheets on the INIES database

MECHANICAL PROPERTIES						
Breaking stress in compression: NC* Nm/mm ²	Breaking stress in tension: NC* Nm/mm ²	Breaking stress in shear: NC*	Breaking stress in bending: NC* N/nm ²	Modulus of elasticity in bending: NC* N/nm ²	Compliant for French implementation in Q4 area (impact resistance)	
PREPARATION FINISH	SHADE	THICKNESS X WIDTH FACE COVER IN MM	BOARD	LENGTHS (M)* (according to availability)	FITTING	PACKAGING
Brushed solid wood	without finish	20x155 mm	Planed solid wood	3.00 - 4.00 4.80 - 5.10 m	2 nails (find installation advice below)	Packs x boards/pack: 48x4

*For solid wood boards with end-matched, the effective length is equal to the standard supply length invoiced minus 30 millimeters.

INSTALLATION ADVICES



To ensure the products are correctly installed, the rules laid out in the French code of practice DTU 41.2 for external cladding, and our Technical Guide, should be observed.

- Store the boards in a dry place, sheltered from the elements and ventilated.
- Can be fitted **horizontally or vertically** (mandatory double battening for vertical installation).
- Cladding must be fixed on batten with a minimum of 27 mm thickness (32 mm for UK).
- They must be attached at a minimum of 40 cm and a maximum of 65 cm apart (60 cm for UK).
- A waterproof membrane satisfying the standard must be installed (except for walls which are already watertight, solid concrete walls).
- **Mandatory air gap** behind Sivalbp cladding to ensure a good ventilation. The air outlets must be at the base and the top of the cladding elevation.
- Ensure a minimum of 20 cm above ground clearance.
- Assembly by interlocking (end-matched on the 4 sides).
- Fastening with **stainless steel screws or stainless steel tips**, twisted or ringed – 2 nails, 1 visible nail in the upper part of the board, locked in the upper third of the board + 1 visible nail in the lower part of the board, locked at least 15 mm from the groove.
- The head of the nails or screws must not penetrate further than 1 mm into the boards.

MAINTENANCE

- Wood is a natural and not homogeneous material which can contain some particularities. Boards contain knots of various, for the greater part healthy dimaters and members.
- Living material, maintenance free, wood without finish can in the time present molds of surface, without compromising the durability of wood.
- Regarding the sustainability of aspect, it is underlined that woden species not dressed in finish will turn natural grey over time.

GENERAL REMARK

Wood is a natural and heterogeneous material, subject to varying degrees of dimensional variations, depending on humidity and climatic conditions. These factors can cause, among others, cracking, resin exudation, shrinkage and curling.



Find all of our **DOCUMENTATION** on our website: sivalbp.fr



Get our installation advice in the SIVALBP **TECHNICAL GUIDE**



Download our **MAINTENANCE BOOKLET** for our maintenance recommendations

sivalbp[®]
bois, technologie & design