



NORDIC SPRUCE

THICKNESS X WIDTH
FACE COVER: 21x157 mm
WOOD SPECIE: Nordic
Spruce
BOARD: Brushed solid wood


PROFILE: Linéa Évo
SHADE: Argent 114
Ref. A03

sivalbp®
bois, technologie & design



- A bright light grey which preserves the natural look of wood.
- A protection against UV, chemical free and waterproof.
- A non film forming finish that penetrates into the wood and does not flake over time.

PROFILE: LINÉA ÉVO 21x157



END-MATCHED

- **Optimised width face cover.**
- **Rounded edges** for a better lasting of the finish.
- **Conical tongue:** better fitting and quick to install.
- **End-matched:** simplifies installation and reduces the cutting wastage.

CHARACTERISTICS

- Kiln dried to 18% (+/- 2%).
- **Linéa Evo profile, end-matched:** facilitates the fitting and reduces the cutting wastage.
- **Brushed surface:** it gives an optimal and texture surface; it brings out the natural grain and increases penetration and efficiency of the coating.
- **Class 3.1 preservation, CTBB+ certified, sprayed on the 4 sides.**
- New generation **preservation: fungicide, anti-bluestain, insecticide, anti-termite.**
- Finish:
 - > **Water-based penetrating finish made with acrylic resin and natural mineral pigment** (chemical free).
 - > Industrial quality finish applied under strictly controlled factory conditions, ensuring consistent and uniform application.
 - > Application of a finish on the reverse side ensuring a good balance of the board.
- The durability of the wood is guaranteed for 10 years with preservation.

SPECIFIC RECOMMENDATIONS

To extend the durability of the cladding, maintenance will be required. Its periodicity will depend on the architecture of the building (see maintenance book).


SHADE: ARGENT 114



WOOD SPECIE: NORDIC SPRUCE

Nordic Spruce: Scandinavian timber, PEFC certified (PEFC/10-31-1593), lasting up between 10 to 30 years (3.1 class). Singularities and knots: slow-growing essence; small to medium knots; clear wood.



WOOD SPECIE		THERMAL PROCESS	DURABILITY	TECHNICAL PROPERTIES		
Nordic Spruce		Kiln dried to 18% (+/- 2%) guaranteeing the stability of boards and a better lasting of the finish	Use class: 3.1 with the Sivalbp preservation certified CTB B+	Behavioural fire restrictions	Thermal characteristics according to NF EN 12 524	Water vapour permeability according to NF EN 12 524
Geographical area: Scandinavia Quality: A/B choice NF EN 14519				EUROCLASSE D-s2, d0 for reaction to fire (according to 14915 NF EN standard)	Thermal resistance R in m ² . K/W: 0,12	Water vapour resistance: 66 µ
PEFC certified			Nordic Spruce, lasting up between 10 to 30 years	Combustible mass in MJ/m ² : 164		
Carbon footprint: 4.82 kg CO ₂ eq./m ² (module D excluded)*						

* Consult our Environmental and Health Declaration Sheets on the INIES database

MECHANICAL PROPERTIES					
Breaking stress in compression: 45 N/mm ²	Breaking stress in tension: 85 N/mm ²	Breaking stress in shear: 6	Breaking stress in bending: 71 N/mm ²	Modulus of elasticity in bending: 12 100 N/mm ²	Compliant for French implementation in Q4 area (impact resistance)

PREPARATION FINISH	SHADE	THICKNESS X WIDTH FACE COVER IN MM	BOARD	LENGTHS (M)* (saccording to availability)	FITTING	PACKAGING
Brushed solid wood 1 coat of saturator by spraying on the facing 1 coat of white stain for counter- balancing	Argent 114	21x157 mm	Brushed solid wood	3.90 - 4.20 - 4.50 - 4.80 - 5.10 m	2 nails (find installation advice below)	Packs x boards/pack: 48x4

*For solid wood boards with end-matched, the effective length is equal to the standard supply length invoiced minus 30 millimeters.

INSTALLATION ADVICES



To ensure the products are correctly installed, the rules laid out in the French code of practice DTU 41.2 for external cladding, and our Technical Guide, should be observed.


- Store the boards in a dry place, sheltered from the elements and ventilated.
- Can be fitted **horizontally or vertically** (mandatory double battening for vertical installation).
- Cladding must be fixed on batten with a minimum of 27 mm thickness (32 mm for UK).
- They must be attached at a minimum of 40 cm and a maximum of 65 cm apart (60 cm for UK).
- A waterproof membrane satisfying the standard must be installed (except for walls which are already watertight, solid concrete walls).
- **Mandatory air gap** behind Sivalbp cladding to ensure a good ventilation. The air outlets must be at the base and the top of the cladding elevation.
- Ensure a minimum of 20 cm above ground clearance.
- Assembly by interlocking (end-matched on the 4 sides).
- Fastening with **stainless steel screws or stainless steel tips**, twisted or ringed – 2 nails, 1 visible nail in the upper part of the board, locked in the upper third of the board + 1 visible nail in the lower part of the board, locked at least 15 mm from the groove.
- The head of the nails or screws must not penetrate further than 1 mm into the boards.
- **All the cuts must be touched up with Sivalbp-New Age paint.** We also recommend that the ends of the boards should also be treated.

GENERAL REMARK

Wood is a natural and heterogeneous material, subject to varying degrees of dimensional variations, depending on humidity and climatic conditions. These factors can cause, among others, cracking, resin exudation, shrinkage and curling. The wood may have singularities such as knots, cracking, splits, resin exudation, etc.

ACCESSORIES AND FINISH CUTS TOUCH UP

- Accessories available in 1 shade: Argent 114
- Available finish cuts touch up in tins of 1L : all cuts must be touched up (see French DTU 59.1)

Profile	
Product	Corner trim
Surface finish	Sanded finger-jointed
Thickness x width face cover in mm	13x58x58

MAINTENANCE

- To maintain the bright of colors, clean annually by lightly brushing the surface (avoid high pressure cleaners).
- To extend the aesthetic durability of the cladding over time, plan for maintenance within 4 to 6 years after installation following the exposure of the facade and the architecture of the building.
- As soon as necessary, apply Sivalbp **New Age** saturator directly a spray or paintbrush in 1 or 2 coats to re-saturate the wood fibers.
- A sustained finish will help to preserve the cladding.



Find all of
our **DOCUMENTATION**
on our website: sivalbp.fr



Get our installation advice
in the SIVALBP
TECHNICAL GUIDE



Download our **MAINTENANCE
BOOKLET** for our maintenance
recommendations

sivalbp[®]
bois, technologie & design